




## PIZARRA | LISO

A 600-2000 | B 400-600



Resin + Mineral fillers  
+ Coating



Coating with excellent  
resistance to hydrolysis.



High coating  
UV resistant.



SUPERIOR HARDNESS coating  
( $<0.01$  mm according to UNE EN 14688; maximum allowed 0.1 mm).



Antibacterial treatment  
R-2 ISO 22196.

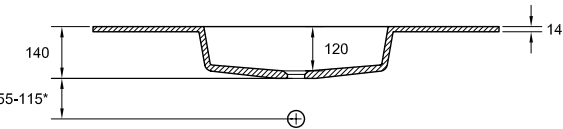
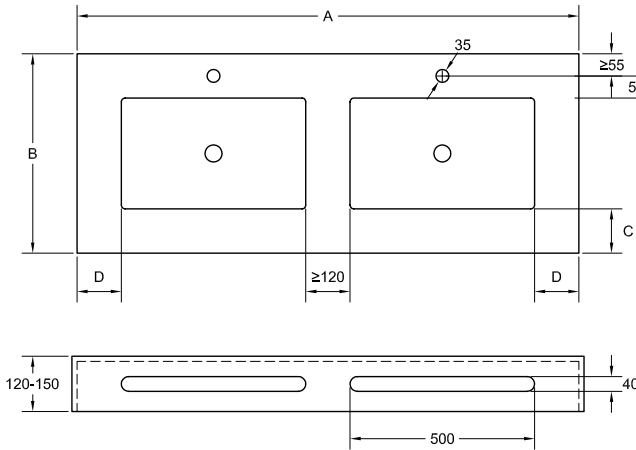


Special cuts available.

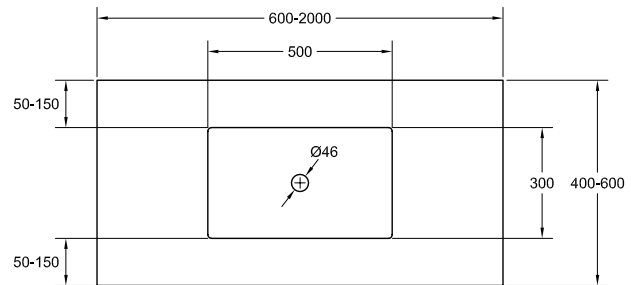


Consult installation  
manual.

Technical specifications are subject to change without notice. Dimensional tolerances  $\pm 5$ mm.



\*Dimensions for Quare siphon



mm	1 BASIN		2 BASINS		1 BASIN		2 BASINS	
	FOR FURNITURE				FOR WALL			
	No faucet hole	With faucet hole	No faucet hole	With faucet hole	No faucet hole	With faucet hole	No faucet hole	With faucet hole
A	600-2000	600-2000	1220-2000	1220-2000	640-2000	640-2000	1260-2000	1260-2000
B	400-600	460-600	400-600	460-600	400-600	460-600	400-600	460-600
C	50-150	$\geq 50$	50-150	$\geq 50$	50-150	$\geq 50$	50-150	$\geq 50$
D	$\geq 50$	$\geq 50$	$\geq 50$	$\geq 50$	$\geq 70$	$\geq 70$	$\geq 70$	$\geq 70$

Kgs. / ML	FOR FURNITURE	FOR WALL
1 BASIN	22	29
2 BASINS	25	32

### STANDARD COLOURS



### SPECIAL COLOURS



### RAL

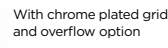


### NCS



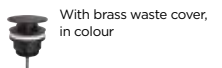
### ACCESSORIES

#### CHROME PLATED CLIC-CLAC / LOCK WASTE



With chrome plated grid and overflow option

#### COLOURED CLIC-CLAC / LOCK WASTE



With brass waste cover, in colour

#### Siphons for countertop, washbasins and basins

##### CHROME-PLATED BRASS SIPHON

Length 300 mm  
Height 5-120 mm

##### BLACK BRASS SIPHON

Length 300 mm  
Height 5-120 mm

#### Overflow

ONLY AVAILABLE FOR CHROME-PLATED WASTES

Diameter 25 and 30 mm

### BACKSPLASH



Supplied with silicone cartridge in the same colour as the countertop washbasin in standard and special colours. No RAL available.

Thickness 14 mm  
Height 1-35 cm

### TOWEL RACK



FAUCET HOLE AND OVERFLOW AVAILABLE ON REQUEST WITH NO EXTRA COST

WALL BRACKETS AND FIXINGS INCLUDED