


SMOOTH | SLATE

A 600-2000 | B 400-600



	No Taphole	With taphole
A	600-2000	600-2000
B	400-600	400-600
C	to be defined by the customer	
D	to be defined by the customer	

Technical characteristics may be modified without prior notice. Dimensional tolerances +/-5mm.

Standard Colours




Special Colours



213 Colours RAL




Backsplash



Supplied with silicone cartridge in the same colour as the worktop in standard and special colours

Thickness 14 mm
Height 1-35 cm

Towel Rack



BASIN TAP AND OVERFLOW HOLES ON REQUEST AND AT NO ADDITIONAL COST

WALL BRACKETS AND FIXINGS INCLUDED IN PRICE OF BASIN



Guarantee 5 Years.



Quarex Material.
Resin + mineral fillers.



Cut to size.



Installation:
Please consult the installation manual.



High Coating UV resistance.



SUPERIOR HARDNESS coating (<0.01 mm, according to UNE EN 14688; maximum allowed 0.1 mm).



Coating with excellent resistance to hydrolysis.



Packaging in reinforced cardboard with wooden structure.



Anti-bacterial treatment R<2 ISO 22196.