





PIZARRA | LISO

A 750-2000 | B 400-600



Resin + Mineral fillers
+ Coating



Coating with excellent
resistance to hydrolysis.



High coating
UV resistant.



SUPERIOR HARDNESS coating
(<0.01 mm according to UNE EN
14688; maximum allowed 0.1 mm).



Antibacterial treatment
R<2 ISO 22196.

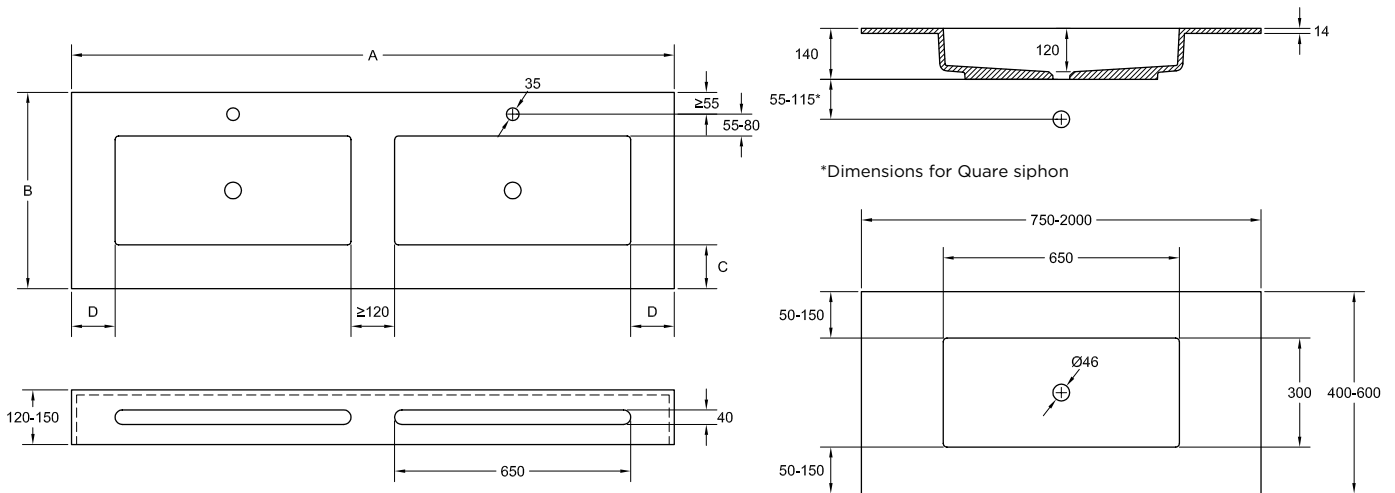


Special cuts available.



Consult installation
manual.

Technical specifications are subject to change without notice. Dimensional tolerances +/-5mm.



mm	1 BASIN		2 BASINS		1 BASIN		2 BASINS	
	FOR FURNITURE				FOR WALL			
	No faucet hole	With faucet hole	No faucet hole	With faucet hole	No faucet hole	With faucet hole	No faucet hole	With faucet hole
A	750-2000	750-2000	1520-2000	1520-2000	790-2000	790-2000	1560-2000	1560-2000
B	400-600	460-600	400-600	460-600	400-600	460-600	400-600	460-600
C	50-150	≥50	50-150	≥50	50-150	≥50	50-150	≥50
D	≥50	≥50	≥50	≥50	≥70	≥70	≥70	≥70

Kgs. / ML	FOR FURNITURE	FOR WALL
1 BASIN	23	28
2 BASINS	32	35

STANDARD COLOURS



SPECIAL COLOURS



RAL



213 RAL

NCS



1950 NCS

ACCESSORIES

CHROME PLATED CLIC-CLAC / LOCK WASTE

With chrome plated grid and overflow option



COLOURED CLIC-CLAC / LOCK WASTE

With brass waste cover, in colour



Siphons for countertop, washbasins and basins

CHROME-PLATED BRASS SIPHON

Length 300 mm
Height 5-120 mm



BLACK BRASS SIPHON


Length 300 mm
Height 5-120 mm



Overflow

ONLY AVAILABLE FOR CHROME-PLATED WASTES

Diameter 25 and 30 mm



BACKSPLASH



Supplied with silicone cartridge in the same colour as the countertop washbasin in standard and special colours. No RAL available.

Thickness 14 mm
Height 1-35 cm

TOWEL RACK



FAUCET HOLE AND OVERFLOW AVAILABLE ON REQUEST WITH NO EXTRA COST

WALL BRACKETS AND FIXINGS INCLUDED